



BELCHIM

C R O P P R O T E C T I O N

CONCLUDE® AZT 250SC

Version and date: Version 1 Autumn 2018

Changes since last version: New product

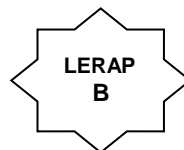


This label is compliant with the CPA Voluntary Initiative Guidance

FORMULATION AND ACTIVE INGREDIENT: A broad spectrum fungicide for use on wheat, barley, oats, rye, triticale, combining peas, fresh peas (vining pea, garden pea, mange tout, sugar snaps), fresh beans (broad beans, green beans), field beans, lupins, bulb onions, garlic, shallots, leeks, carrots, asparagus, potatoes, oilseed rape, cabbage, cauliflower, Brussels sprouts, kale (winter greens), collard (spring greens), broccoli, calabrese, outdoor and protected crops of strawberry, outdoor and protected crops of lettuce, endive (including frisee, escarole), chicory (radicchio). A suspension concentrate containing 250 g/L (23.1% w/w) azoxystrobin.

PACK SIZE: 1 – 20 L e

MAPP No: 18440



**PROTECT FROM FROST
SHAKE WELL BEFORE USE
FOR PROFESSIONAL USE ONLY**

IMPORTANT INFORMATION FOR USE ONLY AS AN AGRICULTURAL/HORTICULTURAL FUNGICIDE				
Crops/situations	Max individual dose: (L product/ha)	Max number of treatments: (per crop)	Minimum spray interval (days)	Latest time of application:
Wheat, rye and triticale	1	2	14	Before grain watery ripe stage (before GS 71)
Barley, oats	1	2	14	Before beginning of flowering (before GS 61)
Peas – combining	1	2	14	35 days before harvest
Fresh peas (vining, garden pea, sugar snap, mange tout)	1	2	14	14 days before harvest
Broad beans	1	2	14	14 days before harvest
Fresh beans (green bean)	1	2	14	7 days before harvest
Field beans, lupins	1	2	21	35 days before harvest
Bulb onions, garlic, shallots	1	3	7	14 days before harvest
Leeks	1	3	12	21 days before harvest
Carrots	1	3	7	14 days before harvest
Asparagus (outdoor)	1	2	10	Before senescence
**Brussels sprout, cabbage,	1	2	12	14 days before harvest



cauliflower, kale (winter greens), collards (spring greens), broccoli and calabrese – all outdoor				
Strawberries (outdoor and protected)	1	3	7	3 days before harvest
**Lettuce, endive (including frisee, escarole), chicory (radicchio), (outdoor and protected)	1	2	7	14 days before harvest
Potato (in-furrow)	3	1	-	At planting, applied as an in-furrow treatment
Potato (foliar spray)	0.5	3	7	7 days before harvest
Winter and spring oilseed rape	1	2	21	21 days before harvest

Other specific restrictions:

- To reduce the risk of resistance developing in target diseases the total number of applications containing QoI fungicides made to any cereal crop must not exceed two.
- When used in a protected situation other than 'permanent protection with full enclosure', aquatic buffer zones in line with LERAP requirements must be observed.
- ** To protect aquatic life, for uses on crops of broccoli, calabrese, Brussels sprout, cabbage, cauliflower, collards, lettuce and kale, the maximum total dose applied must not exceed 500g azoxystrobin per hectare per year.

READ THE LABEL BEFORE USE. USING THIS PRODUCT IN A MANNER THAT IS INCONSISTENT WITH THE LABEL MAY BE AN OFFENCE. FOLLOW THE CODE OF PRACTICE FOR USING PLANT PROTECTION PRODUCTS.

®Conclude is a registered trademark of Globachem NV

	CONCLUDE AZT 250SC	A suspension concentrate formulation containing 250 g/L (23.1% w/w) azoxystrobin.
WARNING	H332 H410	Harmful if inhaled Very toxic to aquatic life with long lasting effects
	P261	Avoid breathing dust/fumes/gas/mist/vapours/ spray.
	P271	Use only outdoors or in a well-ventilated area.
	P304+P340	IF INHALED: Remove person to fresh air and keep comfortable for breathing.
	P312	Call a POISON CENTER or doctor/physician if you feel unwell
	P391	Collect spillage
	P501	Dispose of contents/container to a licensed hazardous-waste disposal contractor or collection site except for empty clean containers which can be disposed of as non-hazardous waste.
	EUH208	Contains 1,2-benzisothiazol-3-one. May produce an allergic reaction.
	EUH401	To avoid risks to human health and the environment, comply with the instructions for use

The (COSHH) Control of Substances Hazardous to Health Regulations may apply to the use of this product at work.

SAFETY PRECAUTIONS

Operator Protection

- WASH SPLASHES from skin or eyes immediately.
- DO NOT BREATHE SPRAY.
- WASH HANDS AND EXPOSED SKIN before meals and after work.

Environmental Protection

- Avoid drift to non-target plants.
- To protect aquatic life, for uses on crops broccoli, calabrese, Brussel sprouts, cabbage, cauliflower, collards, lettuce and kale, the maximum total dose applied must not exceed 500 g azoxystrobin per hectare per year.
- Do not contaminate water with the product or its container.
- Do not clean application equipment near surface water.
- Avoid contamination via drains from farmyards and roads.
- To protect aquatic organisms respect an unsprayed buffer zone to surface water bodies in line with LERAP requirements.
- DO NOT ALLOW DIRECT SPRAY from horizontal boom sprayers to fall within 5m of the top of the bank of a static or flowing water body unless a Local Environment Risk Assessment for Pesticides (LERAP) permits a narrower buffer zone, or within 1m of the top of a ditch which is dry at the time of application.
- DO NOT ALLOW DIRECT SPRAY from hand-held sprayers to fall within 1m of the top of the bank of a static or flowing water body. Aim spray away from water.
- This product qualifies for inclusion within the Local Environmental Risk Assessment for Pesticides (LERAP) Scheme. Before each spraying operation from a horizontal boom sprayer, either a LERAP must be carried out in accordance with CRD published guidance or the statutory buffer zone must be maintained. The results of the LERAP must be recorded and kept available for inspection for three years.

Storage and disposal

- KEEP IN ORIGINAL CONTAINER, tightly closed, in a safe place.
- RINSE CONTAINER THOROUGHLY by using an integrated pressure rinsing device or manually rinsing three times. Add washings to sprayer at the time of filling and dispose of safely.

DIRECTIONS FOR USE

IMPORTANT: This information is approved as part of the Product Label. All instructions within this section must be read carefully in order to obtain safe and successful use of this product.

GENERAL INFORMATION

CONCLUDE AZT 250SC contains azoxystrobin, a broad spectrum fungicide from the strobilurin group. It has systemic, translaminar and protectant properties.

Azoxystrobin inhibits fungal respiration. Its mode of action is different from the action of other fungicidal groups. It should always be used in mixture with fungicides with other modes of action.

CONCLUDE AZT 250SC shows good crop safety, disease control and maintenance of green leaf area which results in significant yield benefits.

CONCLUDE AZT 250SC is best used as a protective treatment or during early stages of disease establishment. In cereals, the length of disease control is generally about four to six weeks during the period of active stem elongation, but can be more when applied at flag leaf/ear emergence.

CONCLUDE AZT 250SC is approved for application to wheat, barley, oats, rye, triticale, combining peas, fresh peas (vining peas, garden pea, mange tout, sugar snaps), fresh beans (broad beans, green beans), field beans, lupins, bulb onions, garlic, shallots, leeks, carrots, asparagus, potatoes, oilseed rape, cabbage, cauliflower, Brussels sprouts, kale (winter greens), collard (spring greens), broccoli, calabrese, outdoor and protected crops of strawberry, outdoor and protected crops of lettuce, endive (including frisee, escarole), chicory (radicchio).

RESTRICTIONS

Certain apple varieties are highly sensitive to CONCLUDE AZT 250 SC . As a precaution CONCLUDE AZT 250 SC should not be applied when there is a risk of spray drift onto neighbouring apple crops. Spray equipment used to apply CONCLUDE AZT 250 SC to other crops should not be used to treat apples.

Apply CONCLUDE AZT 250 SC under good growing conditions with adequate soil moisture. Avoid poor growing conditions which may give less reliable results.

DISEASES CONTROLLED

Wheat

Glume Blotch (*Leptosphaeria* (syn. *Septoria*) *nodorum*)

Yellow Rust (*Puccinia striiformis*)

Brown Rust (*Puccinia recondita*)

Ear Diseases (*Cladosporium*, *Alternaria*)

Can reduce the severity of Take-all (*Gaeumannomyces graminis* var. *Tritici*)

Barley

Net Blotch (*Pyrenophora teres*)

Brown Rust (*Puccinia hordei*)

Leaf Blotch (*Rhynchosporium secalis*) – reduction

Can reduce the severity of Take-all (*Gaeumannomyces graminis* var. *Tritici*)

Oats

Crown Rust (*Puccinia coronata*)

Rye and Triticale

Brown Rust (*Puccinia recondita*)

Leaf Blotch (*Rhynchosporium secalis*) – reduction

Can reduce the severity of Take-all (*Gaeumannomyces graminis* var. *Tritici*)

Combining Peas, Vining Peas, Garden Peas, Sugar Snap, Mange Tout, Green Beans

Downy mildew (*Peronospora viciae*) - reduction

Leaf and Pod Spot (*Ascochyta pisi*) – useful

When CONCLUDE AZT 250SC is used to control leaf and pod spot, some control of Grey Mould (*Botrytis cinerea*) and *Mycosphaerella* blight may be achieved.

Field Beans and Broad Beans

Rust (*Uromyces fabae*)

Lupins

Rust (*Uromyces spp.*) – Qualified Use Recommendation

Bulb Onions, Shallots and Garlic

Downy mildew (*Peronospora destructor*) – moderate

Leeks

Leaf rust (*Puccinia porri*)

Purple blotch (*Alternaria porri*) - moderate

White tip (*Phytophthora porri*) – moderate

Carrots

Alternaria leaf blight (*Alternaria dauci*)

Powdery mildew (*Erysiphe polygoni*)

Asparagus

Stemphylium (*Stemphylium botryosum*)

Rust (*Puccinia asparagi*)

Brussels Sprouts, Cabbage, Cauliflower, Kale (Winter Greens), Collards (Spring Greens), Broccoli and Calabrese

For moderate control of:

White blister (*Albugo candida*)

Ring spot (*Mycosphaerella brassicicola*)

Alternaria (*Alternaria brassicae* and *Alternaria brassicicola*)

Strawberry

Powdery mildew (*Podosphaera macularis*) - moderate

Anthraxnose (*Colletotrichum acutatum*) – Qualified Use recommendation

Lettuce, Endive (Frisee and Escarole), Chicory (Raddichio)

Downy mildew (*Bremia spp.*)

Potatoes

Stem canker and Black scurf (*Rhizoctonia solani*) – reduction in furrow only

Black dot (*Colletotrichum coccodes*) – reduction in furrow only

Early blight (*Alternaria solani*) - moderate control foliar use only

Oilseed rape

Dark Leaf and Pod Spot (*Alternaria spp.*)

Sclerotinia stem rot (*S.sclerotiorum*) - moderate control

CROP SPECIFIC INFORMATION

Conclude AZT 250SC is approved for application to wheat, barley, oats, rye, triticale, combining peas, fresh peas (vining peas, garden pea, mange tout, sugar snaps), fresh beans (broad beans, green beans), field beans, bulb onions, garlic, shallots, leeks, carrots, asparagus, potatoes, oilseed rape, cabbage, cauliflower, Brussels sprouts, kale (winter greens), collard (spring greens), broccoli, calabrese, outdoor and protected crops of strawberry, outdoor and protected crops of lettuce, endive (including frisee, escarole), chicory (radicchio).

WINTER & SPRING WHEAT, WINTER & SPRING BARLEY, RYE, TRITICALE, WINTER AND SPRING OATS

Always inspect crops to assess disease development immediately before spraying. Best results will be applications made in the earliest stage of disease development or as a protectant treatment following a disease risk assessment or the use of appropriate decision support systems.

Winter and spring wheat, rye and triticale can be treated from BBCH 30-69.

Winter and Spring barley and winter and spring oats can be treated from BBCH 30-59.

For protection against ear disease (*Cladosporium* and *Alternaria*) apply CONCLUDE AZT 250SC at ear emergence.

When used to control the listed foliar diseases, CONCLUDE AZT 250SC applied at the first or second node stage of the crop can reduce the severity of Take-all infection.

Rate of use

1.0 litre per hectare.

The maximum number of applications to any cereal crop is two per crop.

A minimum interval of 14 days must be observed between applications.

CONCLUDE AZT 250SC is approved for application to wheat, barley, rye, triticale and oats up to the grain watery ripe stage.

Tank Mixing

On cereal crops, CONCLUDE AZT 250SC must always be used in mixture with another product, recommended for control of the same target disease that contains a fungicide from a different cross resistance group and is applied at a dose that will give robust control.

Resistance Management

Use CONCLUDE AZT 250SC as part of an Integrated Crop Management (ICM) strategy incorporating other methods of control, including where appropriate other fungicides with a

different mode of action. You must not apply more than two foliar applications of QoI-containing products to any cereal crop.

Disease control may be reduced if strains of other pathogens less sensitive to azoxystrobin develop.

On cereal crops, CONCLUDE AZT 250SC must always be used in mixture with another product, recommended for control of the same target disease that contains a fungicide from a different cross resistance group and is applied at a dose that will give robust control.

Users should refer to current FRAG-UK guidelines for QoI compounds.

PEAS (COMBINING AND FRESH), GREEN BEANS, BROAD BEAN, LUPIN

Timing

CONCLUDE AZT 250SC should always be used at the first sign of disease infection or when a predictive assessment shows conditions favourable for disease development from BBCH 17-72. For optimum disease control apply CONCLUDE AZT 250SC before infection or as soon as disease is first seen in the crop. Always inspect crops to assess disease development immediately before spraying. Best results will be achieved from applications made in the earliest stage of disease development or as a protectant treatment following a disease risk assessment or the use of appropriate decision support systems.

Rate Of Use

1.0 litre per hectare.

A second treatment may be required if disease pressure remains high – especially in combining peas.

A minimum interval of 14 days must be observed between applications.

Peas For Processing

Where a crop of peas is destined for processing, consult your processor before treating with CONCLUDE AZT 250SC. (One year's results indicate that no taints were detected on quick frozen, canned, vining or canned combining peas).

Crop Safety

CONCLUDE AZT 250SC shows good crop safety on combining peas and fresh peas. Before applying ensure the crop is free from any stress caused by environment or agronomic effects. Check wax level if necessary using the Crystal Violet test.

Resistance Management

To avoid the likelihood of resistance developing, application of CONCLUDE AZT 250SC should be made with due regard to current FRAG-UK guidelines for QoI compounds. Do not make more than two applications of CONCLUDE AZT 250SC.

FIELD BEAN

Timing

Before applying CONCLUDE AZT 250SC, ensure the crop is free from any stress caused by environmental or agronomic effects. Always inspect crops to assess disease development immediately before spraying.

Best results will be achieved from applications made in the earliest stage of disease development from BBCH 60-69 or as a protectant treatment following a disease risk assessment or the use of appropriate decision support systems.

A second treatment may be required if disease pressure remains high. A minimum interval of 21 days must be observed between applications.

Rate Of Use

1 litre per hectare

Resistance Management

To avoid the likelihood of resistance developing, application of CONCLUDE AZT 250SC should be made with due regard to current FRAG-UK guidelines for QoI compounds. Do not make more than two applications of CONCLUDE AZT 250SC to crops of field beans. Use CONCLUDE AZT 250SC as part of an Integrated Crop Management (ICM) strategy

incorporating other methods of control, including where appropriate other fungicides with a different mode of action.

BULB ONIONS, LEEKS AND CARROTS

Timing

Before applying CONCLUDE AZT 250SC, ensure the crop is free from any stress caused by environmental or agronomic effects. For optimum disease control CONCLUDE AZT 250SC should be used at the first sign of disease infection or preferably preventatively when a predictive assessment shows conditions favourable for disease development. Always inspect crops to assess disease development immediately before spraying. Best results will be achieved from applications made in the earliest stage of disease development or as a protectant treatment following a disease risk assessment or the use of appropriate decision support systems.

Bulb onions, garlic and shallots can be treated from BBCH 14-48

Leeks can be treated from BBCH 16 – 48

Carrots can be treated from BBCH 16 – 49

Rate Of Use

1.0 litre per hectare.

Bulb Onion

- For optimum downy mildew control in bulb onions, garlic and shallot a 7 to 10 day spray interval should be maintained
- Applications to established downy mildew infection are unlikely to give reliable control.

Processing

Where a crop is destined for processing, consult your processor before treating with CONCLUDE AZT 250SC.

Resistance Management

Use CONCLUDE AZT 250SC as part of an Integrated Crop Management (ICM) strategy incorporating other methods of control, including where appropriate other fungicides with a different mode of action.

To avoid the likelihood of resistance developing, applications of CONCLUDE AZT 250SC should be made with due regard to current FRAC guidelines for QoI compounds as illustrated below in the following table:

Total no. of fungicide spray applications per crop	1	2	3	4	5	6	7	8	9	10	11	≥12
Maximum recommended solo QoI fungicide sprays	1	1	2	2	2	2	2	3	3	3	3	4
Maximum recommended QoI fungicide sprays in mixture	1	2	2	2	2	3	3	4	4	4	4	4

No more than 3 applications of CONCLUDE AZT 250SC are permitted per crop. Refer to the FRAC website for updates on recommendations for resistance management.

ASPARAGUS (OUTDOOR)

Timing

Always inspect crops to assess disease development immediately before spraying. Best results will be achieved from applications made in the earliest stages of disease development or as a protectant treatment following a disease risk assessment or the use of appropriate decision support systems.

Asparagus can be treated from BBCH 41 – 89.

Earliest time of application : After commercial cutting.

CONCLUDE AZT 250SC may only be applied after the harvest season (i.e. after commercial cutting). Where a new 'bed' is established, do not treat within three weeks of transplanting out the crowns.

A minimum interval of 10 days must be observed between applications.

Latest time of application : until the end of September or before the start of crop senescence, whichever is sooner.

CONCLUDE AZT 250SC shows good crop safety on asparagus. Before applying ensure the crop is free from any stress caused by environmental or agronomic effects.

Rate Of Use

1.0 litre per hectare.

Resistance Management

CONCLUDE AZT 250SC contains azoxystrobin a member of the QoI cross resistance group. CONCLUDE AZT 250SC should be used preventatively and should not be relied on for its curative potential. Disease control may be reduced if strains of pathogens less sensitive to azoxystrobin develop.

To avoid the likelihood of resistance developing, applications of CONCLUDE AZT 250SC should be made with due regard to current FRAC guidelines for QoI compounds as illustrated below in the following table:

Total number of fungicide spray applications per crop	1	2	3	4	5	6	7	≥8
Maximum recommended solo QoI fungicide sprays	1	1	2	2	2	2	2	3
Maximum recommended QoI fungicide sprays in mixture	1	2	2	2	2	3	3	3

No more than 2 applications of CONCLUDE AZT 250SC are permitted per crop. Refer to the FRAC website for updates on recommendations for resistance management.

POTATOES

FOLIAR APPLICATION

For the control of early blight (*Alternaria solani*).

Timing

Before applying CONCLUDE AZT 250SC, ensure the crop is free from any stress caused by environmental or agronomic effects. Always inspect crops to assess disease development immediately before spraying.

Best results will be achieved from applications made in the earliest stage of disease development or as a protectant treatment following a disease risk assessment or the use of appropriate decision support systems.

Potatoes can be treated from BBCH 51-85

A minimum interval of 7 days must be observed between applications.

Rate of Use

0.5 litre per hectare

A total of 3 applications can be made per season if disease pressure remains high.

Potatoes For Processing

Where a crop of potatoes is destined for processing, consult processors before treating with CONCLUDE AZT 250SC.

Resistance Management

The risk of resistance developing to CONCLUDE AZT 250SC in *Alternaria solani* is considered to be moderate. To avoid the likelihood of resistance developing, application of CONCLUDE AZT 250SC should be made with due regard to current FRAG-UK guidelines for

QoI compounds. Use CONCLUDE AZT 250SC as part of an Integrated Crop Management (ICM) strategy incorporating other methods of control, including where appropriate other fungicides with a different mode of action.

IN-FURROW APPLICATION

Timing

CONCLUDE AZT 250SC must be applied as an in-furrow application made at the time of planting for the reduction of Stem canker, Black scurf (*Rhizoctonia solani*) and Black dot (*Colletotrichum coccodes*).

Where CONCLUDE AZT 250SC is applied as an in-furrow application, it is important to direct the spray into the planting furrow and not onto the seed tuber. Application should ensure that the CONCLUDE AZT 250SC is applied to soil around the tuber.

Rate Of Use

For in-furrow application made at planting : 3 litres per hectare

A maximum of one application per crop should be made

Advisory Information

With in-furrow application, always target the soil and not the seed tuber in order to minimise any possible delay in emergence. Wherever possible, use properly chitted seed or cold-stored seed which has not started to sprout. Using seed which has just broken dormancy may well result in emergence delays.

Using CONCLUDE AZT 250SC following earlier applications of imazalil, pencycuron or imazalil/pencycuron is likely to lead to a check in the speed of crop emergence. Effects are usually, but not always, outgrown.

Effects of soil type

Do not use CONCLUDE AZT 250SC on high organic matter soils as the product will not be effective.

Potatoes For Processing

Where a crop of potatoes is destined for processing, consult processors before treating with CONCLUDE AZT 250SC.

Resistance Management

The risk of resistance developing to CONCLUDE AZT 250SC in *Rhizoctonia solani* (Black scurf and Stem canker) and *Colletotrichum coccodes* (Black dot) is considered to be very low. CONCLUDE AZT 250SC should only be used in potato crops, which adhere to good rotation practices.

To avoid the likelihood of resistance developing to QoI compounds used to control potato late blight, application of CONCLUDE AZT 250SC should be made with due regard to current FRAG-UK guidelines for QoI compounds. If an application of CONCLUDE AZT 250SC is made, no more than two further QoI treatments should be applied sequentially as the first sprays against late blight before using an alternative product.

WINTER AND SPRING OILSEED RAPE

Timing

Before applying CONCLUDE AZT 250SC, ensure the crop is free from any stress caused by environmental or agronomic effects. Best results will be achieved from applications made as a protectant treatment following a disease risk assessment or the use of appropriate decision support systems.

Oilseed rape can be treated from BBCH 60-69.

A second treatment may be required if disease pressure remains high

Sclerotinia – CONCLUDE AZT 250SC should be applied as a protectant spray during flowering. The optimum timing is early flowering to mid flowering (GS60 – GS65)

Alternaria – Apply CONCLUDE AZT 250SC as a protective spray at early pod formation when the first ten pods are longer than 4 cm, before they become knobbly and not later than the time the first spots are seen on the pods.

Note: an application of CONCLUDE AZT 250SC against *Sclerotinia* will significantly limit the development of *Alternaria*

Rate Of Use

1 litre per hectare

Resistance Management

To avoid the likelihood of resistance developing, application of CONCLUDE AZT 250SC should be made with due regard to current FRAG-UK guidelines for QoI compounds. Do not make more than two applications of CONCLUDE AZT 250SC to crops of oilseed rape. Use CONCLUDE AZT 250SC as part of an Integrated Crop Management (ICM) strategy incorporating other methods of control, including where appropriate other fungicides with a different mode of action.

BRUSSELS SPROUTS, CABBAGE, CAULIFLOWER, KALE (WINTER GREENS), COLLARDS (SPRING GREENS), BROCCOLI AND CALABRESE

Timing

Before applying CONCLUDE AZT 250SC, ensure the crop is free from any stress caused by environmental or agronomic effects. Always inspect crops to assess disease development immediately before spraying.

Best results will be achieved from applications made in the earliest stage of disease development or as a protectant treatment following a disease risk assessment or the use of appropriate decision support systems.

Brassicas can be treated from BBCH 16-49.

A second treatment may be required if disease pressure remains high. A minimum interval of 12 days must be observed between applications to brassicae.

Rate Of Use

1 litre per hectare

A maximum total dose of 500g azoxystrobin must not be exceeded within a 12 month period on the same field.

Resistance Management

To avoid the likelihood of resistance developing, application of CONCLUDE AZT 250SC should be made with due regard to current FRAG-UK guidelines for QoI compound. Do not apply more than a total of two applications of CONCLUDE AZT 250SC to any brassica crop.

OUTDOOR AND PROTECTED LETTUCE, ENDIVE (INCLUDING FRISEE AND ESCAROLE), CHICORY (RADICCHIO)

Timing

Before applying CONCLUDE AZT 250SC, ensure the crop is free from any stress caused by environmental or agronomic effects. Always inspect crops to assess disease development immediately before spraying.

Best results will be achieved from applications made in the earliest stage of disease development or as a protectant treatment following a disease risk assessment or the use of appropriate decision support systems.

Lettuce, Endive (including frisee and escarole), and chicory (radicchio) can be treated from BBCH 14 -49.

A minimum interval of 7 days must be observed between applications for both protected and outdoor uses.

Rate of Use

1.0 litre per hectare.

A maximum total dose of 500g azoxystrobin must not be exceeded within a 12 month period on the same field.

Resistance Management

Use CONCLUDE AZT 250SC as part of an Integrated Crop Management (ICM) strategy incorporating other methods of control including, where appropriate, other fungicides with a different mode of action.

To avoid the likelihood of resistance developing, application of CONCLUDE AZT 250SC should be made with due regard to current FRAG-UK guidelines for QoI compounds. Do not apply more than a total of two applications, when used as part of a programme.

OUTDOOR AND PROTECTED STRAWBERRY

Timing

For optimum results apply CONCLUDE AZT 250SC as a protectant spray at the beginning of flowering. Two further applications can be made if disease pressure remains high. Application should be made in sequence with other products as part of a fungicide programme during flowering at a minimum interval of 7 days.

Strawberries can be treated from BBCH 51-89.

A minimum interval of 7 days must be observed between applications to all strawberry crops.

Rate of Use

1.0 litre per hectare.

Processing

Where a crop is destined for processing, consult your processor before treating with CONCLUDE AZT 250SC.

Resistance Management

Use CONCLUDE AZT 250SC as part of an Integrated Crop Management (ICM) strategy incorporating other methods of control, including where appropriate other fungicides with a different mode of action.

To avoid the likelihood of resistance developing, applications of CONCLUDE AZT 250SC should be made with due regard to current FRAC guidelines for QoI compounds as illustrated below in the following table:

Total number of fungicide spray applications per crop	1	2	3	4	5	6	7
Maximum recommended solo QoI fungicide sprays	1	1	2	2	2	2	2
Maximum recommended QoI fungicide sprays in mixture	1	2	2	2	2	3	3

No more than 3 applications of CONCLUDE AZT 250SC are permitted per crop.

QUALIFIED USE RECOMMENDATION

Strawberries and Lupins

The following uses are supported by a limited amount of effectiveness data which indicate that the use of CONCLUDE AZT 250SC at 1.0 l/ha may provide some useful activity against Rust (*Uromyces spp.*) on Lupins and Anthracnose (*Colletotrichum acutatum*) on strawberries.

MIXING AND SPRAYING

Ensure that the sprayer is clean and correctly set to give an even application at the required volume. Half-fill the spray tank with clean water and start agitation. Shake the container and add the required amount of CONCLUDE AZT 250SC to the sprayer using a filling device (e.g. induction bowl or closed transfer unit) or by direct addition to the sprayer tank.

Wash out containers thoroughly, preferably using an integrated pressure rinsing device, or manually rinse three times. Add washings to the sprayer at the time of filling. Complete filling to the required volume and continue to agitate throughout the spraying operation.

Do not leave the spray liquid in the sprayer for long periods (such as during meal breaks or overnight).

VOLUME OF WATER AND SPRAYING

OUTDOOR CROPS

Apply using a MEDIUM quality spray (BCPC) at a pressure of at least 2 bar. Apply through conventional crop spraying equipment calibrated to give an even application at the correct volume.

Strawberries : Apply in at least 300 litres of water per hectare
Brussels sprouts, cabbage, cauliflower, kale (winter greens), collards (spring greens), broccoli, calabrese: Apply in at least 250 litre of water per hectare
Green beans, broad beans: Apply in at least 150 litres of water per hectare
Lettuce and associated crops: Apply in at least 300 litres of water per hectare
Cereals, combining peas, fresh peas, field beans, lupins, oilseed rape, carrots, leek, bulb onions, garlic and shallots: Apply in at least 200 litres of water per hectare.

In dense crops, increase the water volume to improve coverage.

Asparagus:

For conventional tractor mounted crop spraying equipment, apply in at least 600 litres of water per hectare using a MEDIUM quality spray (BCPC) at a pressure of at least 2 bar.
For hand-held spraying equipment, apply in at least 200 litres of water per hectare.

Potatoes

In-furrow application use: Apply between 50-150 litres of water per hectare. Apply using specialist in-furrow application equipment. Contact Syngenta UK Ltd for further details on suitable manufacturers of these sprayers.

Foliar application: Apply in at least 200 litres of water per hectare.

INDOOR CROPS

Application should be made via a hydraulic nozzle applicator e.g. motorised sprayer with hand or boom lance or via a knapsack sprayer.

Lettuce and associated crops : Apply in at least 300 litres of water per hectare.

Strawberry: Apply in at least 100 litres of water per hectare.

AFTER SPRAYING

Thoroughly wash out sprayer according to manufacturer's guidelines and dispose of washing and clean containers according to DEFRA Code of Practice and local water authority guidelines.

COMPANY ADVISORY INFORMATION

This information is not part of the approved label under the Plant Protection Product Regulations (2003) but provides additional Company advice on the product use.

Good Field Practice

As part of our Product Stewardship policy, Syngenta UK Ltd recommend the following precautions should also be observed:

- Wear appropriate clothing – coveralls and protective gloves, when handling the concentrate.

Agricultural Practice

Integrated Crop Management

Laboratory data indicate that when used as directed CONCLUDE AZT 250SC has no adverse effects on the following beneficial species:

Earthworm (*Eisenia fetida*); Bees (*Apis* and *Bombus* spp.); Parasitic Wasps (*Trichogramma cacoeciae*, *Aphidis* spp. and *Encarsia formosa*); Aphid Predators (*Coccinella septempunctata*, *Chrysoperla carnea*, *Episyrphus balteatus*); Predatory mites (*Phytoseiulus persimilis*, *Amblyseius degenerans*); Spider (*Pardosa* spp.); Predatory bugs (*Macrolophus caliginosus*, *Orius laevigatus*); Carabid Beetle (*Poecilus cupreus*).

Resistance Management

CONCLUDE AZT 250SC contains azoxystrobin a member of the QoI cross resistance group. CONCLUDE AZT 250SC should be used preventatively and should not be relied on for its curative potential. Disease control may be reduced if strains of pathogens less sensitive to azoxystrobin develop.

Use CONCLUDE AZT 250SC as part of an Integrated Crop Management (ICM) strategy incorporating other methods of control, including where appropriate other fungicides with a different mode of action.

To avoid the likelihood of resistance developing, application of CONCLUDE AZT 250SC should be made with due regard to current FRAG-UK guidelines for QoI compound.

This product is to be used only in accordance with the recommendations and instructions given on the labels provided with this pack.

TECHNICAL ENQUIRIES:	01480 403333
-----------------------------	---------------------

**Distributor: BELCHIM Crop Protection Limited
1b Fenice Court, Phoenix Park, Eaton Socon, St. Neots, Cambridgeshire PE19 8EW**

Tel : 01480 403333	Fax : 01480 403444
www.belchim.co.uk	Info-uk@belchim.com
Weblink: www.belchim.co.uk/pdf/MSDS/ConcludeAZT250SC_MSDS.pdf	

®Conclude is a registered trademark of Globachem NV

Authorisation holder:
Syngenta UK Limited
CPC4
Capital Park
Fulbourn
Cambridge
CB21 5XE

Marketing company:
Globachem nv
Lichtenberglaan 2019
BE-3800 Sint-Truiden
Belgium

For toxic or transport emergency call: 01484 538444